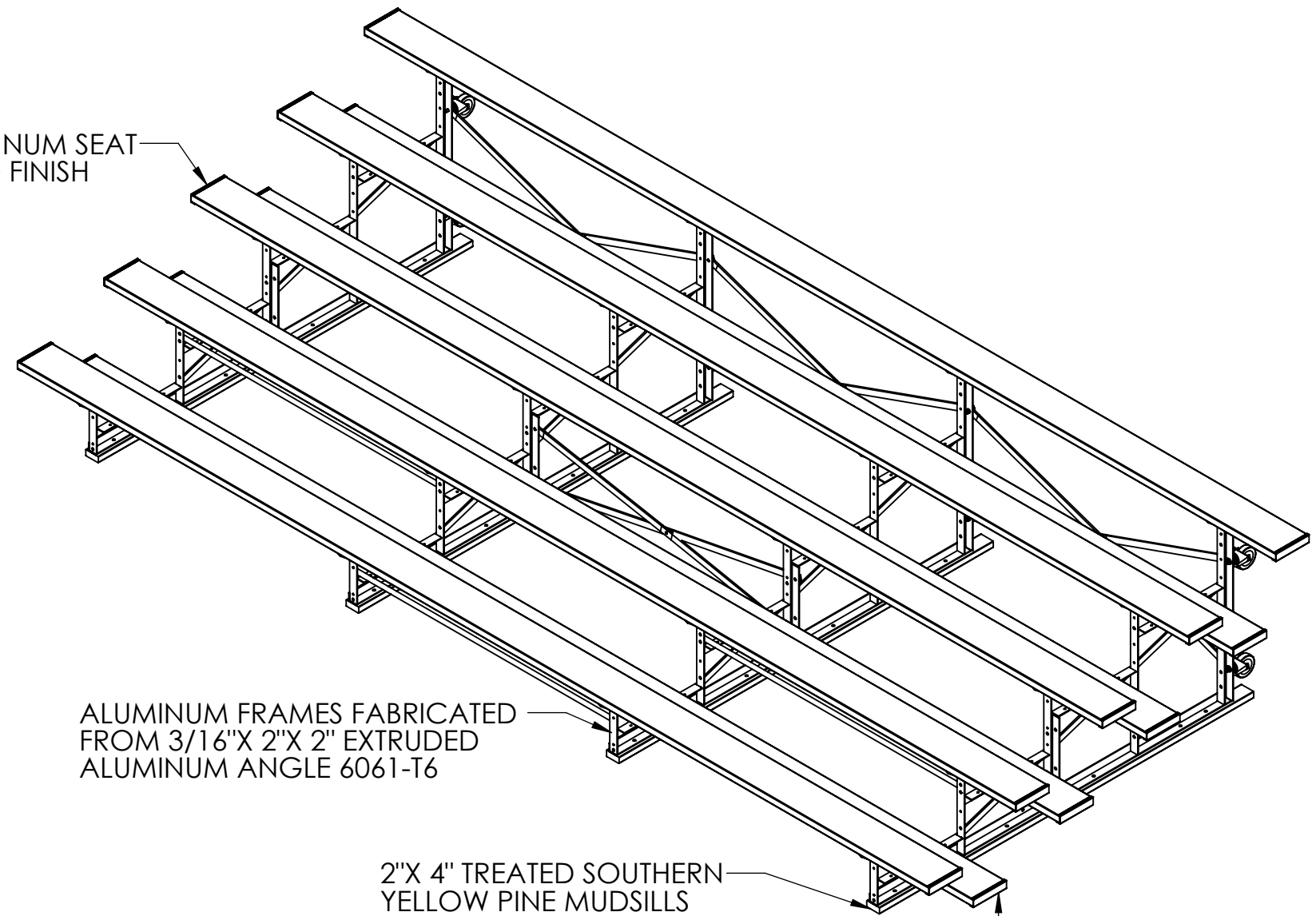


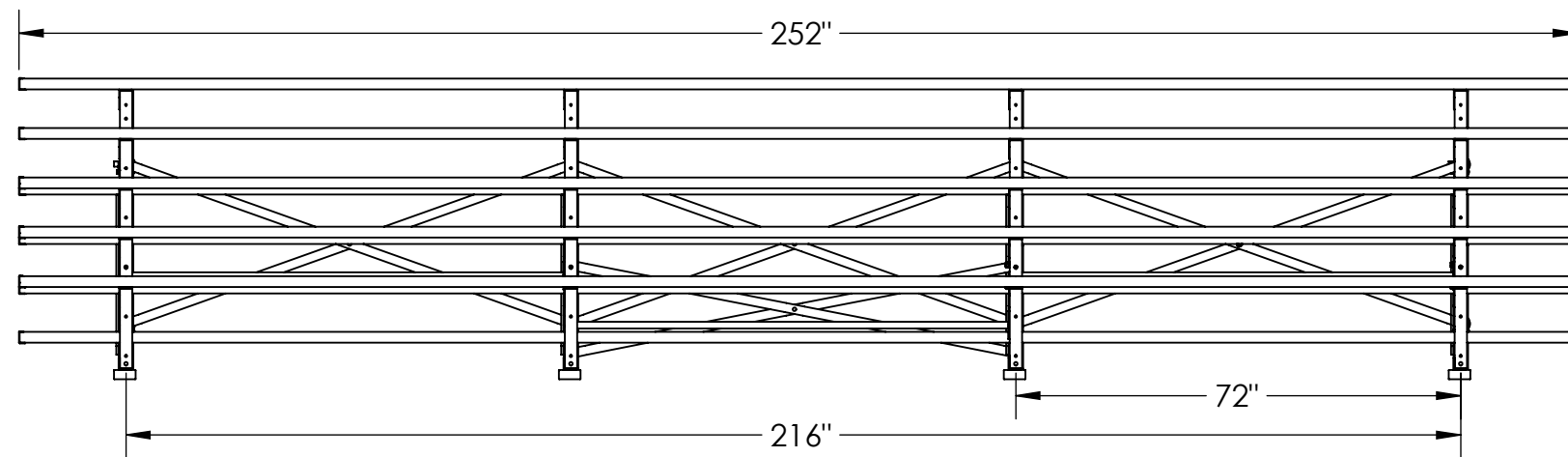
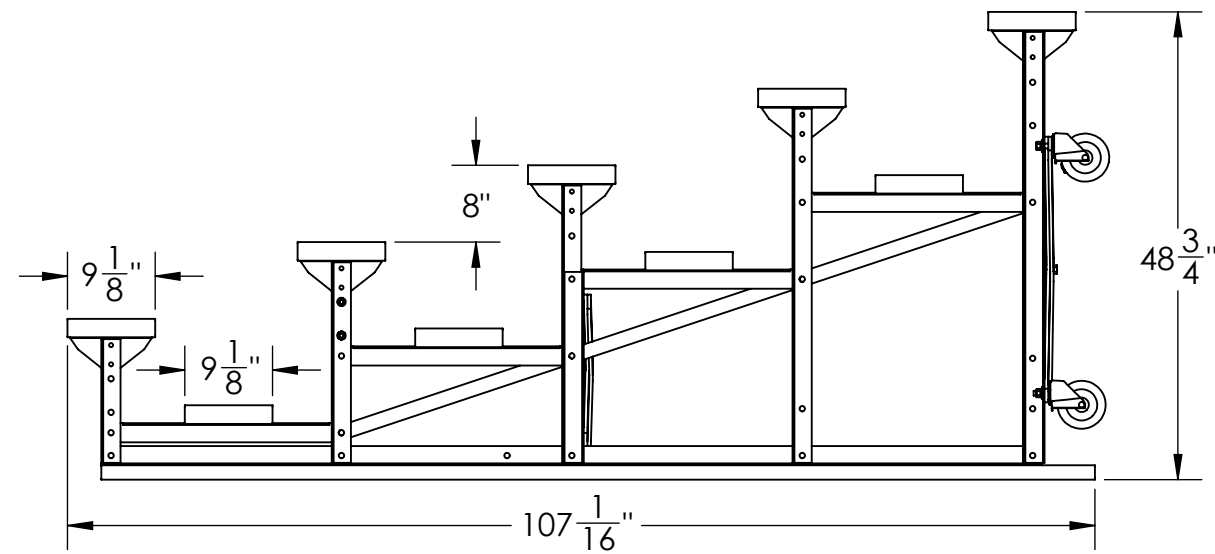
2"X 10" EXTRUDED ALUMINUM SEAT PLANKS WITH ANODIZED FINISH .78 NOMINAL WALL



ALUMINUM FRAMES FABRICATED FROM 3/16"X 2"X 2" EXTRUDED ALUMINUM ANGLE 6061-T6

2"X 4" TREATED SOUTHERN YELLOW PINE MUDDSILLS

2"X 10" EXTRUDED ALUMINUM FOOT PLANKS WITH MILL FINISH .78 NOMINAL WALL



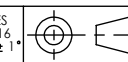
- ALL PARTS ARE FASTENED WITH 1/2"-13 HEX BOLTS, LOCK WASHERS, AND NUTS
- WE USE BOLTS RATHER THAN WELDING JOINTS AND REAMS TO AVOID STRESS CRACKING OF THE WELDS
- SEAT BRACKETS ARE MADE FROM 1/8" ALUMINUM SHEET 5052-H32
- ALL BLEACHER FRAMES ARE CENTERED ON 72 INCHES
- PLANK OVERHAND ON EACH END OF THE BLEACHER IS APPROX. 18"

APRX. WGT. 515 LBS.

GENERAL NOTES

DIMENSIONS ARE IN INCHES  
TOLERANCES: LINEAR: ± 1/16"  
ANGULAR: ± 1°

CONFIDENTIAL DRAWING.  
INFORMATION IS NOT TO BE COPIED OR DISCLOSED TO OTHERS WITHOUT CONSENT OF KAY INDUSTRIES.  
SPECIFICATIONS SUBJECT TO CHANGE WITHOUT NOTICE.



SHEET SIZE  
**B**

DRAWN BY  
JNB

APPROVED

LAST SAVED  
johnb

SCALE  
1:30

REV



**Kay Park Rec.**

DESC: 5 ROW 21' BLEACHER W/ TIP & ROLL

MATL:

PART NO: BLA5A21TR